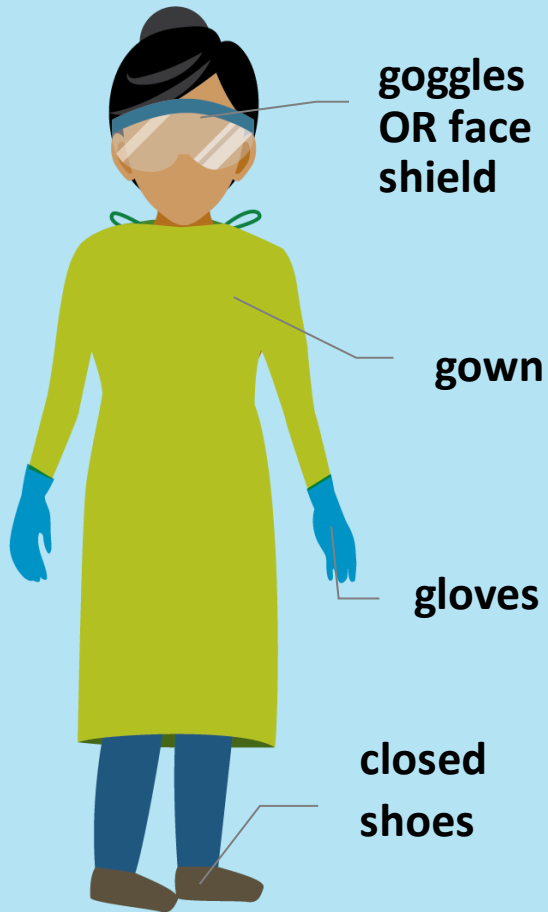




HOW TO DILUTE AND USE BLEACH

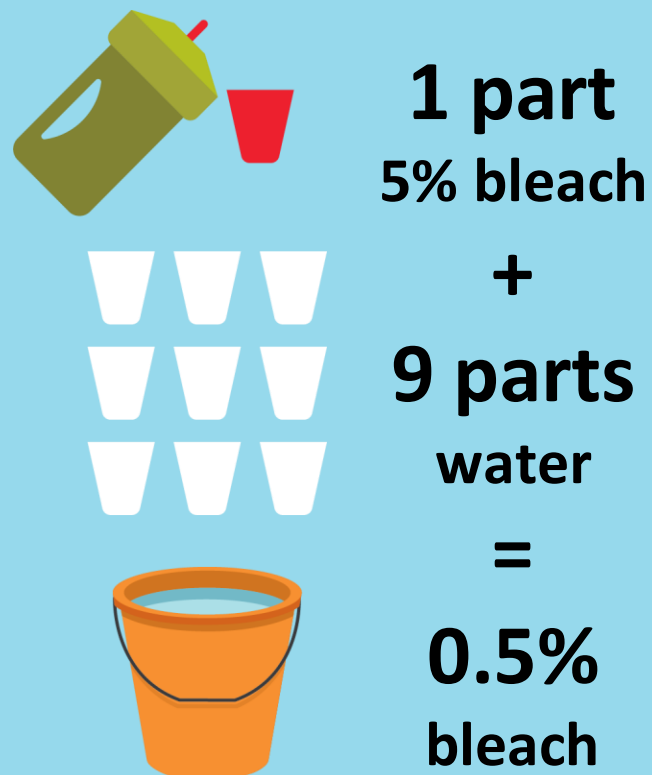
WEAR PERSONAL PROTECTIVE EQUIPMENT

When preparing and using diluted bleach



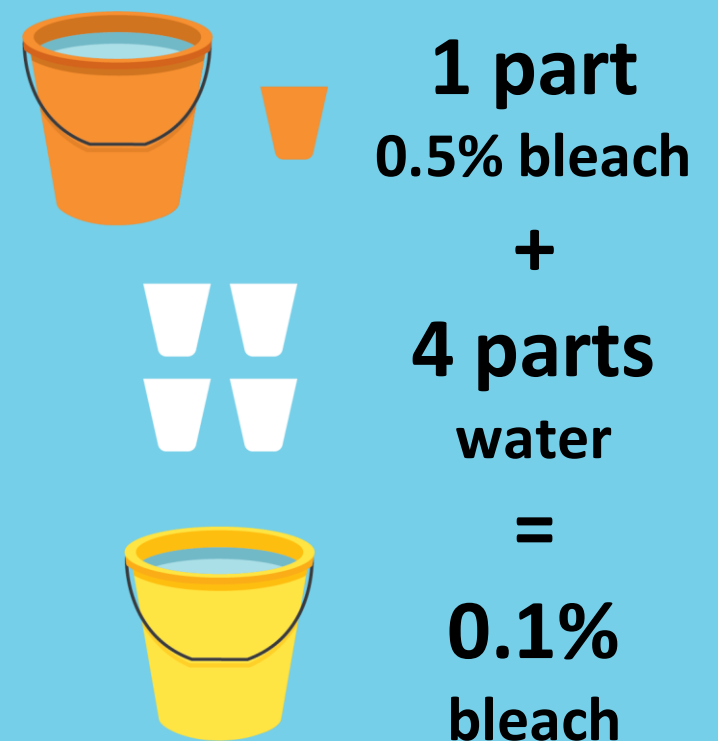
PREPARE 0.5% BLEACH SOLUTION

For blood/bodily fluid spills disinfection



PREPARE 0.1% BLEACH SOLUTION

A more diluted bleach solution is suitable for disinfecting other surfaces



- ✗ DO NOT store diluted bleach in direct sunlight.
- ✓ Prepare solution in a well-ventilated area.
- ✓ Prepare new daily bleach solution in a container that is clean and dry (e.g. a bucket).
- ✓ Label bucket with concentration, date and time when it was made. Cover with a lid.
- ✗ DO NOT use mixed solutions for more than 24 hours. They are no longer effective.
- ✓ Clean surfaces first with detergent and water before disinfecting with bleach solution.
- ✗ DO NOT spray detergent or diluted bleach directly onto surface, apply with a cloth or paper towel to protect the user.

